
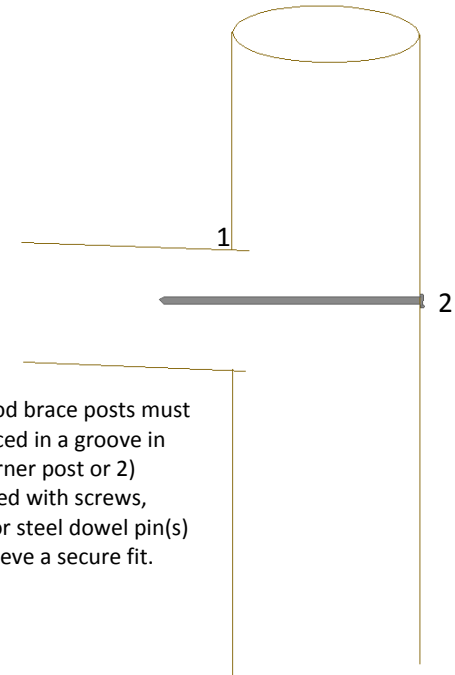
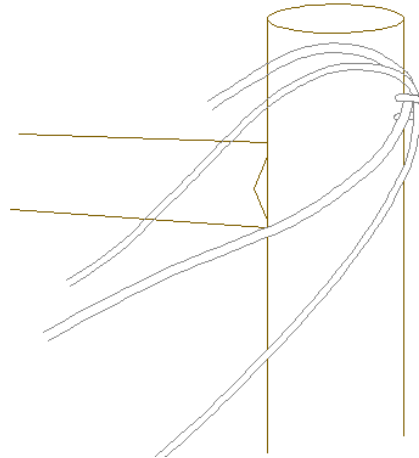


A tension wire is required on all wood braces, consisting of two complete loops of 12 1/2 gauge or stronger wire

Pull Post



Brace Post



1) Wood brace posts must be placed in a groove in the corner post or 2) attached with screws, nails, or steel dowel pin(s) to achieve a secure fit.

The 6 to 10ft long wooden horizontal cross member will be at least a 3 inch top diameter wood post installed between the top two wires.

Landscape timbers are not allowed.

An in-line wire tightner, rebar, sucker rod, or pine/cedar twitch stick can be used and should remain in the fence so adjustments can be made to maintain tension