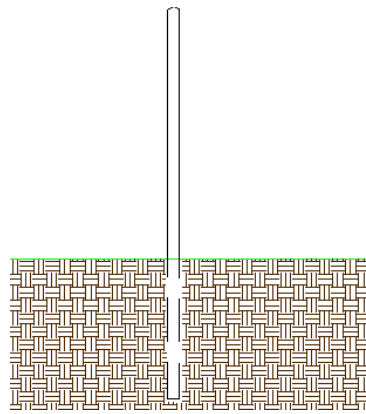


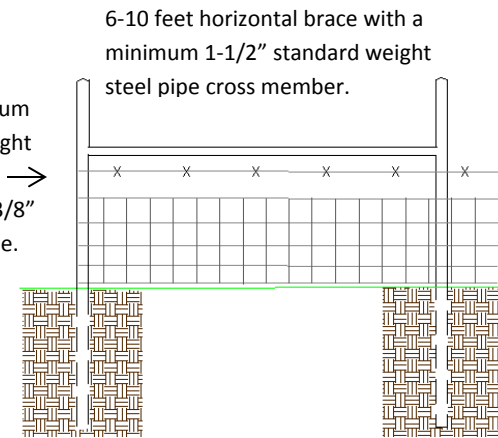
Set post into the ground at minimum of 36 inches without concrete. →

OR

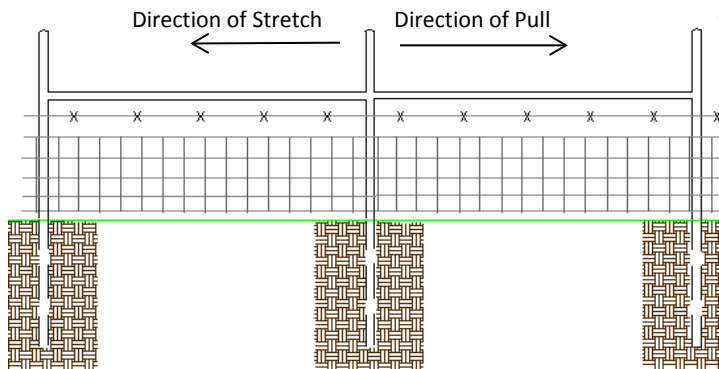
Set post into the ground at minimum of 24 inches with concrete. ←



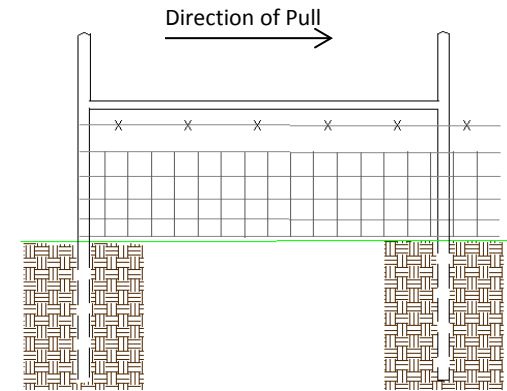
2-1/2" minimum standard weight steel pipe or → minimum 2-3/8" drill stem pipe.



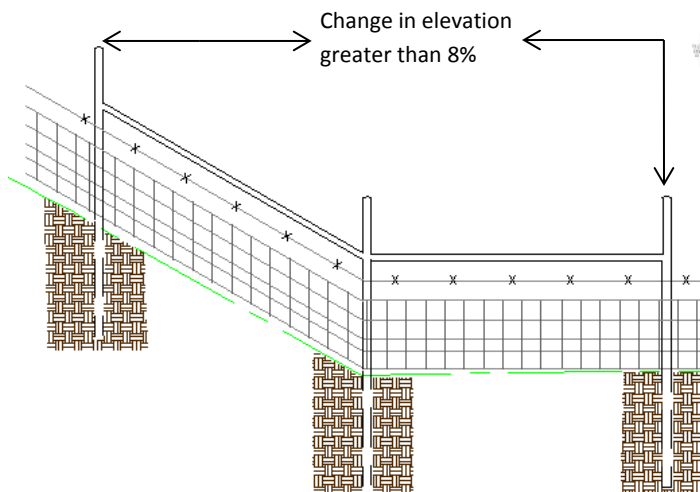
Double H brace in-line assemblies are required in straight sections of the fence line where the distance between pull posts of corner brace assemblies and/or end panel brace assemblies exceeds 660 feet for woven fences.



Single H brace end panel assemblies are required where fences end and on both sides of gate opening where the pull is only one direction.



Double H brace in-line assemblies are also required where an upward angle will require additional embedment to properly anchor the upward pull of the stretched wire. Changes in slope exceeding 8% are to be considered for this type of brace assembly. The center post of this brace assembly will be set as near the point where the slope breaks as possible.



Double H brace corner assemblies are required at all points where the fence alignment has a change of 20 degrees or more and the pull is from two directions.

